

## ABOUT THE NEW LBP SKILLS MAINTENANCE SCHEME

### 1. You must complete both Compulsory and Elective activities

The new scheme moves away from being an entirely points based to a mixed activity model where LBPs need to complete both compulsory and elective activities. The aim is to promote meaningful and relevant learning while saving you valuable time and resources.

### 2. You still have 2 years to complete all activities

The timeframes for meeting your skills maintenance requirements will not change. Under the new scheme you will continue to have 2 years to complete all activities before you can apply for relicensing.

### 3. Read LBP Knowledge articles in Codewords

The LBP Knowledge articles will cover important technical information relevant to your licence class. These articles will be delivered directly to your email inbox saving you time. To subscribe to Codewords please go to: [www.building.govt.nz/subscribe](http://www.building.govt.nz/subscribe)

### 4. Complete a quiz after each article

There will be a short quiz following each article which you need to complete. The quiz will help you remember what you've learned.

### 5. On-the-job learning is now a compulsory activity

The On-the-job learning activity is an easy way of recording information on how you continue to learn in your area of practice. Over the 2 year timeframe simply select at least two project examples where you've had to learn something new or you've had to complete a more complex job. The evidence for your examples could be a copy of a Record of Work (RoW) form or a Certificate of Work (CoW) form, or any documents recording what you have done and what you have learned on the job.

### 6. Elective activities

In addition to the compulsory activities you still need to complete elective activities. The elective part of the new scheme remains largely the same where each hour of relevant elective activity equals 1 LBP point. The only change is that the minimum points required have now been reduced by half. Check over the page for more details.

### 7. The new scheme comes into effect on 2 November 2015

You will transfer to the new scheme once you have completed your skills maintenance under the current system. For example, if you are due to submit your next skills maintenance form by 13 May 2016, you should keep doing activities and earning points as usual until then. After that date you will do the activities as required under the new scheme.

### 8. Auditing

Each year a number of LBPs will have their skills maintenance records checked so it's important you keep up-to-date copies of the activities that you have completed. You can do that by either uploading your records online or keeping a paper copy on file.

### 9. It's not all about the points!

The purpose of the new Skills Maintenance scheme is to promote meaningful learning and encourage LBPs to focus on doing activities that are relevant to their licence class and area of practice. The new scheme is designed to focus on key areas of learning which LBPs can apply to their line of work.

Find out more at [www.lbp.govt.nz](http://www.lbp.govt.nz)

**Licensed Building Practitioners**  
Ministry of Business, Innovation and Employment  
PO Box 10-729, Wellington 6143, New Zealand.



LICENSED  
BUILDING  
PRACTITIONERS



# LBP SKILLS MAINTENANCE SCHEME

Growing your skills



MINISTRY OF BUSINESS,  
INNOVATION & EMPLOYMENT  
HĀKINA WHAKATUTUKI










New Zealand Government

# IT'S NOT ALL ABOUT THE POINTS!

MBIE recently announced that the current requirements for the LBP Skills Maintenance scheme are set to change.

The changes come into effect on 2nd November 2015 when LBPs will start a gradual transition to the new Skills Maintenance scheme. The new system moves away from an entirely points-based system towards a new 'mixed-model' approach. The aim is to promote a more meaningful and relevant learning for LBPs.

Under the new Skills Maintenance scheme LBPs will need to complete both compulsory and elective activities.

COMPULSORY ACTIVITIES	ELECTIVE ACTIVITIES												
<p><b>CODEWORDS/LBP KNOWLEDGE</b></p> <p>LBPs will be required to read Codewords/LBP Knowledge articles and complete a short quiz. The articles will cover changes to the law and technology LBPs need to be aware of.</p>	<p><b>ACTIVITIES YOU CHOOSE</b></p> <p>LBPs will need to do relevant elective activities the same way they do now where 1 hour = 1 LBP point. The minimum number of points has been reduced to:</p>												
<p><b>ON-THE-JOB LEARNING</b></p> <p>LBPs will need to provide a minimum of two examples of on the job learning. An example can be a project which shows LBPs continued learning and practice within their licence class.</p>	<table border="1"> <thead> <tr> <th colspan="2">LICENCE CLASS</th> <th>NUMBER OF POINTS</th> </tr> </thead> <tbody> <tr> <td style="text-align: center;">  </td> <td>Bricklaying &amp; Blocklaying, Carpentry, External Plastering, Foundations and Roofing</td> <td style="text-align: center;">12</td> </tr> <tr> <td style="text-align: center;">  </td> <td>Design or Site area of practice 1</td> <td style="text-align: center;">15</td> </tr> <tr> <td style="text-align: center;">  </td> <td>Design or Site area of practice 2 &amp; 3</td> <td style="text-align: center;">18</td> </tr> </tbody> </table>	LICENCE CLASS		NUMBER OF POINTS		Bricklaying & Blocklaying, Carpentry, External Plastering, Foundations and Roofing	12		Design or Site area of practice 1	15		Design or Site area of practice 2 & 3	18
LICENCE CLASS		NUMBER OF POINTS											
	Bricklaying & Blocklaying, Carpentry, External Plastering, Foundations and Roofing	12											
	Design or Site area of practice 1	15											
	Design or Site area of practice 2 & 3	18											

## Skills Maintenance – two year activities example

